


VICTORIAN FLOOR TILES

Simpler Design Options

By selecting tiles from the five natural clay colours (black, white, red, brown and buff), it is possible to create less expensive patterns which are often well suited to today's interiors.

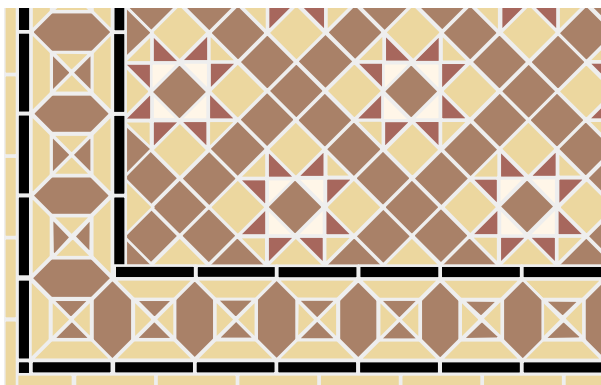
Grey, green and blue tiles are produced by adding stains to the natural white clay, and produce more colourful floor patterns, but at a higher cost.

The examples illustrated here and on pages 28 and 29 show how the natural tile colours, with their softer tones can be used.




Edinburgh with Kingsley border

EDINBURGH		per sq.m. (10 sq. ft.)	KINGSLEY BORDER		per linear m. (3 ft.)
■	151 x 75 Rectangle (black)	38	■	151 x 24 Rectangle (black)	14
■	75 x 75 Square (white)	19	■	53 x 53 Square (black)	14
■	151 x 151 Square (white)	19	▲	73 x 52 x 52 Triangle (white)	28



Blenheim with modified Kipling border

BLENHEIM		per sq.m. (10 sq. ft.)	KIPLING BORDER (b)		per linear m. (3 ft.)
■	75 x 75 Square (brown)	75	■	151 x 24 Rectangle (buff)	7
■	75 x 75 Square (buff)	43	■	151 x 24 Rectangle (black)	14
■	75 x 75 Square (brown)	11	▲	149 x 75 x 50 Trapezium (buff)	14
▲	73 x 52 x 52 Triangle (red)	85	◈	Hexagon (brown)	7
▲	73 x 52 x 52 Triangle (buff)	43	▲	73 x 52 x 52 Triangle (brown)	14
▲	73 x 52 x 52 Triangle (white)	43	▲	73 x 52 x 52 Triangle (buff)	14




Huntingdon with modified Kingsley border


HUNTINGDON		per sq.m. (10 sq. ft.)	KINGSLEY BORDER (b)		per linear m. (3 ft.)
◈	Hexagon (red)	86	■	151 x 24 Rectangle (brown)	7
■	53 x 53 Square (brown)	43	■	151 x 24 Rectangle (red)	14
▲	50 x 36 x 36 Triangle (white)	172	■	53 x 53 Square (brown)	14
			▲	73 x 52 x 52 Triangle (white)	28

VICTORIAN FLOOR TILES

The colour combinations shown in the patterns on these pages are intended as examples only. All the named patterns and borders in this brochure can be supplied in any combination of the 8 colours listed.




Balmoral (b) with Coleridge border (b)

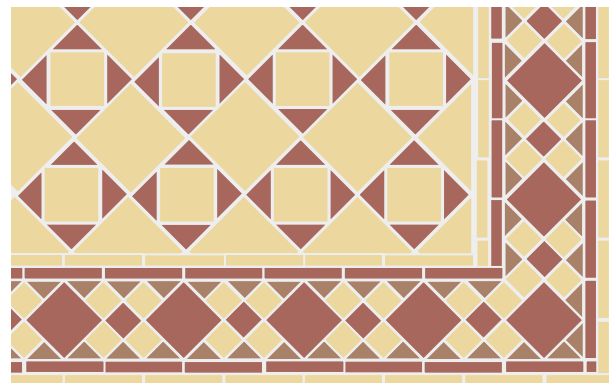


Conway with Clare border (b)

BALMORAL (b)		per sq.m. (10 sq. ft.)	COLERIDGE BORDER (b)		per linear m. (3 ft.)	CONWAY		per sq.m. (10 sq. ft.)	CLARE BORDER (b)		per linear m. (3 ft.)
■	151 x 151 Square (buff)	19	■	151 x 24 Rectangle (red)	14	■	151 x 75 Rectangle (black)	38	■	151 x 24 Rectangle (black)	14
■	106 x 106 Square (buff)	19	■	151 x 24 Rectangle (brown)	14	■	75 x 75 Square (buff)	19	■	151 x 24 Rectangle (buff)	14
■	53 x 53 Square (buff)	38	■	53 x 53 Square (buff)	7	■	53 x 53 Square (white)	19	▲	149 x 75 x 50 Trapezium (white)	14
▲	73 x 52 x 52 Triangle (red)	152	▲	73 x 52 x 52 Triangle (red)	14	▲	104 x 73 x 73 Triangle (buff)	76	■	53 x 53 Square (black)	7
			▲	73 x 52 x 52 Triangle (buff)	14	▲	73 x 52 x 52 Triangle (white)	76			
						▲	50 x 36 x 36 Triangle (black)	76			



Braemar with Bronte border (b)




Fotheringhay with Wordsworth border (c)

BRAEMAR		per sq.m. (10 sq. ft.)	BRONTE BORDER (b)		per linear m. (3 ft.)	FOTHERINGHAY		per sq.m. (10 sq. ft.)	WORDSWORTH BORDER (c)		per linear m. (3 ft.)
■	75 x 75 Square (black)	85	■	151 x 24 Rectangle (grey)	14	■	151 x 151 Square (buff)	21	■	151 x 24 Rectangle (buff)	14
■	75 x 75 Square (white)	48	■	151 x 24 Rectangle (black)	14	■	106 x 106 Square (buff)	21	■	151 x 24 Rectangle (red)	14
▲	73 x 52 x 52 Triangle (black)	75	■	151 x 24 Rectangle (white)	14	▲	104 x 73 x 73 Triangle (red)	84	■	106 x 106 Square (red)	5
▲	73 x 52 x 52 Triangle (white)	76	■	53 x 53 Square (black)	14				■	53 x 53 Square (buff)	18
			▲	73 x 52 x 52 Triangle (white)	28				■	53 x 53 Square (red)	5
									▲	73 x 52 x 52 Triangle (brown)	28


VICTORIAN FLOOR TILES

The colour combinations shown in the patterns on these pages are intended as examples only. All the named patterns and borders in this brochure can be supplied in any combination of the 8 colours listed.




Richmond with Browning border (c)

RICHMOND		per sq.m. (10 sq. ft.)	BROWNING BORDER (c)		per linear m. (3 ft.)
■	75 x 75 Square (black)	64	■	151 x 24 Rectangle (brown)	14
■	75 x 75 Square (red)	43	■	151 x 24 Rectangle (buff)	7
■	75 x 75 Square (buff)	54	▲	104 x 73 x 73 Triangle (red)	20
■	53 x 53 Square (buff)	11	▲	50 x 36 x 36 Triangle (buff)	40
▲	50 x 36 x 36 Triangle (black)	43	■	53 x 53 Square (brown)	10



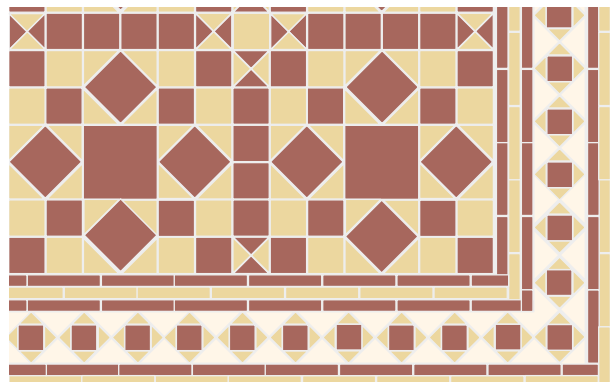
Art Deco with Shelley border

ART DECO		per sq.m. (10 sq. ft.)	SHELLEY BORDER		per linear m. (3 ft.)
■	106 x 106 Square (white)	43	■	151 x 24 Rectangle (black)	14
▲	104 x 73 x 73 Triangle (black)	86	■	151 x 24 Rectangle (grey)	14
▲	104 x 73 x 73 Triangle (grey)	86	▲	149 x 106 x 106 Triangle (white)	14
			▲	104 x 73 x 73 Triangle (black)	14
			▲	104 x 73 x 73 Triangle (grey)	14



Sandringham with Byron border


SANDRINGHAM		per sq.m. (10 sq. ft.)	BYRON BORDER		per linear m. (3 ft.)
■	75 x 75 Square (white)	9	■	151 x 24 Rectangle (buff)	14
■	53 x 53 Square (red)	30	■	151 x 24 Rectangle (red)	14
■	53 x 53 Square (buff)	18	▲	149 x 106 x 106 Triangle (buff)	7
▲	73 x 52 x 52 Triangle (buff)	80	▲	149 x 106 x 106 Triangle (red)	7
▲	104 x 73 x 73 Triangle (white)	50			
▲	104 x 73 x 73 Triangle (buff)	25			
▲	104 x 73 x 73 Triangle (red)	50			
■	106 x 106 Square (white)	9			
▲	149 x 75 x 50 Trapezium (white)	60			




Chatsworth (b) with Browning border (d)

CHATSWORTH (b)		per sq.m. (10 sq. ft.)	BROWNING BORDER (d)		per linear m. (3 ft.)
■	151 x 151 Square (red)	4	■	151 x 24 Rectangle (red)	21
■	106 x 106 Square (red)	14	■	151 x 24 Rectangle (buff)	14
■	75 x 75 Square (red)	56	▲	104 x 73 x 73 Triangle (white)	20
■	75 x 75 Square (buff)	32	▲	50 x 36 x 36 Triangle (buff)	40
▲	104 x 73 x 73 Triangle (buff)	56	■	53 x 53 Square (red)	10
▲	73 x 52 x 52 Triangle (red)	28			
▲	73 x 52 x 52 Triangle (buff)	28			

VICTORIAN FLOOR TILES




Lambeth with Tennyson border (b)




Warwick with Kingsley border (c)

LAMBETH	per sq.m. (10 sq. ft.)	TENNYSON BORDER (b)	per linear m. (3 ft.)
■ 106 x 106 Square (red)	19	■ 151 x 24 Rectangle (brown)	14
■ 106 x 106 Square (buff)	19	▲ 149 x 75 x 50 Trapezium (red)	14
■ 53 x 53 Square (red)	38	▲ 73 x 52 x 52 Triangle (buff)	28
▲ 104 x 73 x 73 Triangle (red)	76	● Hexagon (brown)	7
▲ 73 x 52 x 52 Triangle (buff)	151		

WARWICK	per sq.m. (10 sq. ft.)	KINGSLEY BORDER (c)	per linear m. (3 ft.)
● Octagon (buff)	19	■ 151 x 24 Rectangle (buff)	14
● Hexagon (brown)	38	■ 151 x 24 Rectangle (red)	14
■ 53 x 53 Square (red)	76	▲ 73 x 52 x 52 Triangle (white)	28
■ 53 x 53 Square (buff)	19	■ 53 x 53 Square (red)	14



Westminster (b) with Byron border



Osborne with Browning border

WESTMINSTER (b)	per sq.m. (10 sq. ft.)	BYRON BORDER	per linear m. (3 ft.)
■ 106 x 106 Square (buff)	32	■ 151 x 24 Rectangle (buff)	14
■ 75 x 75 Square (buff)	8	■ 151 x 24 Rectangle (red)	14
■ 53 x 53 Square (buff)	8	▲ 149 x 106 x 106 Triangle (buff)	7
▲ 50 x 36 x 36 Triangle (white)	32	▲ 149 x 106 x 106 Triangle (red)	7
▲ 149 x 106 x 106 Triangle (buff)	32		
▲ 104 x 73 x 73 Triangle (white)	32		
▲ 73 x 52 x 52 Triangle (red)	92		
▲ 73 x 52 x 52 Triangle (white)	64		

OSBORNE	per sq.m. (10 sq. ft.)	BROWNING BORDER	per linear m. (3 ft.)
■ 75 x 75 Square (red)	60	■ 151 x 75 Rectangle (buff)	7
■ 75 x 75 Square (buff)	28	■ 151 x 24 Rectangle (brown)	21
■ 75 x 75 Square (white)	14	■ 151 x 24 Rectangle (buff)	7
■ 106 x 106 Square (white)	4	▲ 104 x 73 x 73 Triangle (white)	20
▲ 104 x 73 x 73 Triangle (buff)	56	▲ 50 x 36 x 36 Triangle (buff)	40
▲ 104 x 73 x 73 Triangle (red)	14	■ 53 x 53 Square (red)	10
▲ 73 x 52 x 52 Triangle (white)	14		
▲ 73 x 52 x 52 Triangle (red)	70		
▲ 73 x 52 x 52 Triangle (buff)	28		

VICTORIAN FLOOR TILES

Essential Information

SPECIFICATIONS

Complying with	BS6431: 1984 Group B2A
Description	unglazed, vitrified, dust-pressed ceramic tiles
Thickness	9mm (approx. $\frac{3}{8}$ ") except Step Tread which is 12mm (approx. $\frac{1}{2}$")
Abrasion resistance	maximum 147mm ³ ; PEI Class 4
Water absorption	not more than 6%
Frost resistance	no damage after 50 freeze/thaw cycles
Variation in facial dimensions	$\pm 0.75\%$ to $\pm 1.2\%$ from nominal size, depending on tile size

INSTALLATION

Before laying any of the tiles illustrated in this brochure, please read the Original Style **Victorian Floor Tiles Installation & Maintenance Guide** which is available free from your tile supplier. Original Style strongly recommend that their tiles be laid by **an experienced professional tiler**.

The satisfactory installation of all ceramic tiles depends on their application to a sound, level surface and use of the correct adhesive for that surface. Laying directly into wet cement is not recommended. Detailed guidelines are set out in BS5385: Part 3: 1989

GROUTING RECOMMENDATIONS

Tiles should be spaced **2mm apart** and grouted with a grey cement-based grout. **Coloured grouts, including black, are likely to stain the tiles and are NOT recommended.**

PROTECTION AGAINST STAINING

Original Style floors are unglazed and can therefore be stained by grease, oil, wine etc. We therefore can recommend that in normal indoor domestic installations they are sealed with a wax or acrylic surface coating such as **Hagesan HG Golvpolish** before the floor is used.

In kitchens, commercial installations and out of doors an impregnating sealer such as **Hagesan HG Impregnator** may be used, but special care must be taken not to apply more than the tiles can absorb.

Full sealing and cleaning recommendations are given in our **Victorian Floor Tiles Installation & Maintenance Guide**.

SIZE VARIATION

Due to the nature of the clay firing process tile dimensions may vary by up to 0.75% above or below the stated size. Installers should particularly be aware that patterns such as Dorchester and Oxford, consisting of tiles of one nominal size in two different colours, may require increased grout spacing to allow for this variation.

EXTERIOR USE

Original Style floor tiles are suitable for outdoor use and are frost resistant, provided that they are laid in such a way that rainwater drains freely off them and cannot penetrate beneath and between them. Tiles should **not** be laid on flat, asphalt-covered roofs in areas subject to frost. Tiles laid outdoors should be sealed with **Hagesan HG Impregnator** to increase their water repellence.

TILE COLOURS

Owing to the limitations of the printing process, tile colours shown in this brochure are not precisely the same as those of the actual tiles. We recommend that you look at the showroom display of your local Original Style supplier before ordering.

Because the tiles are made of natural clays, some shade variation will occur between one tile and another of the same colour. It is therefore important to ensure that such shade differences are evenly distributed, before fixing the tiles, to obtain a satisfactory blend.

STEP TREADS
















Original Style recommend that treads of a different colour to the adjacent pattern are selected in order to provide an additional, visual reminder of the edge to steps and stairs.

ESTIMATING TILE QUANTITIES REQUIRED

For patterns measure the **area** to be covered by the pattern in square metres and multiply by the quantities given on pages 3 to 15. Add 5% for wastage.

For borders measure the **length** of the border in metres and multiply by the quantities given on pages 24 to 25. Add 5% for wastage.

VICTORIAN FLOOR TILES

No of pcs. per pack	Shapes & Sizes	P R O D U C T C O D E S							
		RED	BUFF	BLACK	WHITE	BROWN	BLUE	GREEN	GREY
43	 151 X 151mm (approx 6" X 6")	6106	6206	6306	6406	6506	6606	6706	6806
22	 106 X 106mm (approx 4 1/8" X 4 1/8")	6104	6204	6304	6404	6504	6604	6704	6804
20	 75 X 75mm (approx 3" X 3")	6103	6203	6303	6403	6503	6603	6703	6803
44	 53 X 53mm (approx 2" X 2")	6102	6202	6302	6402	6502	6602	6702	6802
12	 149 X 106 X 106mm (approx 6" X 4 1/8")	6116	6216	6316	6416	6516	6616	6716	6816
24	 104 X 73 X 73mm (approx 4 1/8" X 3")	6114	6214	6314	6414	6514	6614	6714	6814
48	 73 X 52 X 52mm (approx 3" X 2")	6113	6213	6313	6413	6513	6613	6713	6813
108	 50 X 36 X 36mm (approx 2" X 1 1/2")	6112	6212	6312	6412	6512	6612	6712	6812
10	 151 X 75mm (approx 6" X 3")	6123	6223	6323	6423	6523	6623	6723	6823
15	 151 X 53mm (approx 6" X 2")	6122	6222	6322	6422	6522	6622	6722	6822
30	 151 X 24mm (approx 6" X 1")	6121	6221	6321	6421	6521	6621	6721	6821
43	 151 X 151mm (approx 6" X 6")	6131	6231	6331	6431	6531	6631	6731	6831
20	 149 X 75 X 52mm (approx 6" X 3" X 2")	6132	6232	6332	6432	-	-	6732	-
10	 151 X 53mm (approx 6" X 2")	6134	6234	6334	-	6534	-	6734	-
7	 Step Tread 151 X 75mm (approx 6" X 3")	6135	-	6335	-	-	-	-	-



Step Tread tiles are 12mm thick (3mm more than other Original Style tiles) in order to provide additional strength and durability on such edges. Tilers must allow for this difference when preparing the surface for tiling.



To help interior designers and architects who work with Computer Aided Design systems plan geometric floors, Original Style offer a free CAD database.

CAUTION

The tile patterns and borders shown in this brochure are intended as approximate illustrations only. They should not be used as precise plans for any individual installation. In particular, tile cutting requirements – to finish pattern edges and to negotiate corners – will be different in each case. Original Style can accept no liability in respect of the reproduction of the designs. All tiles are manufactured to metric sizes. Any imperial measurements given are approximate only.